

OPERATING CODE NO. 2
(OC2)

GRID CODE MODIFICATION GC0156
DATED 14 NOVEMBER 2022

OPERATIONAL PLANNING AND DATA PROVISION

CONTENTS

(This contents page does not form part of the Grid Code)

<u>Paragraph No/Title</u>	<u>Page Number</u>
OC2.1 INTRODUCTION.....	33 ²
OC2.2 OBJECTIVE	44 ³
OC2.3 SCOPE.....	44 ³
OC2.4 PROCEDURE	55 ³
OC2.4.1 Co-ordination of outages	55 ³
OC2.4.2 Data Requirements	191 ⁹ 13
OC2.4.3 Negative Reserve Active Power Margins.....	222 ² 16
OC2.4.4 Frequency Sensitive Operation.....	232 ³ 17
OC2.4.6 Operating Margin Data Requirements	242 ⁴ 18
APPENDIX 1 - PERFORMANCE CHART EXAMPLES	26 ² 20
APPENDIX 2 - GENERATION PLANNING PARAMETERS.....	29 ² 23
APPENDIX 3 - CCGT MODULE PLANNING MATRIX	31 ³ 25
APPENDIX 4 - POWER PARK MODULE PLANNING MATRIX	32 ³ 26

OC2.1 INTRODUCTION

OC2.1.1 **Operating Code No. 2 ("OC2")** is concerned with:

- (a) the co-ordination of the release of **Power Generating Modules** (including **DC Connected Power Park Modules**), **Synchronous Generating Units** and **Power Park Modules**, **External Interconnections**, Restoration Service Providers Plant and Apparatus, the **National Electricity Transmission System** and **Network Operators' Systems** for construction, repair and maintenance;
- (b) provision by **The Company** of the **Surplus** for the **National Electricity Transmission System**;
- (c) the provision by **Generators** of **Generation Planning Parameters** for **Gensets**, including **Synchronous Power Generating Module Planning Matrices**, **CCGT Module Planning Matrices** and **Power Park Module Planning Matrices**, to **The Company** for planning purposes only; and
- (d) the agreement for release of **Existing Gas Cooled Reactor Plant** for outages in certain circumstances.

(e) the co-ordination of outages on Plant and Apparatus necessary for the operation of Local Joint Restoration Plans and Distribution Restoration Zone Plans.

OC2.1.2 (a) **Operational Planning** involves planning, through various timescales, the matching of generation output with forecast **National Electricity Transmission System Demand** together with a reserve of generation to provide a margin, in addition to the ability to restore the Total System following a Total Shutdown or Partial Shutdown, taking into account outages of certain **Power Generating Modules** (including **DC Connected Power Park Modules**), **Generating Units**, **Power Park Modules**, **External Interconnections**, **HVDC Systems** and **DC Converters**, Restoration Service Providers Plant and Apparatus, and of parts of the **National Electricity Transmission System** and of parts of **Network Operators' Systems** which is carried out to achieve, so far as possible, the standards of security and the Electricity System Restoration Standard set out in **The Company's Transmission Licence**, each **Relevant Transmission Licensee's Transmission Licence** or **Electricity Distribution Licence** as the case may be.

(b) In general terms, there is an "envelope of opportunity" for the release of **Power Generating Modules** (including **DC Connected Power Park Modules**), **Synchronous Generating Units**, **Power Park Modules**, Restoration Service Providers Plant and Apparatus and **External Interconnections**, and for the release of parts of the **National Electricity Transmission System** and parts of the **Network Operator's User Systems** for outages. Under normal operating conditions, the envelope is defined by the difference between the total generation output expected from **Large Power Stations**, **Medium Power Stations** and **Demand**, the operational planning margin and taking into account **External Interconnections** and outages on the Total System. This OC2 also needs to make provision for the availability of Plant and Apparatus following a Total System Shutdown or Partial System Shutdown in order to ensure the requirements of the Electricity System Restoration Standard can be discharged.

OC2.1.3 In this **OC2**, for the purpose of **Generator** and **Interconnector Owner** and Restoration Service Provider outage co-ordination, Year 0 means the current calendar year at any time, Year 1 means the next calendar year at any time, Year 2 means the calendar year after Year 1, etc. For the purpose of **Transmission** outage planning, Year 0 means the current **Financial Year** at any time, Year 1 means the next **Financial Year** at any time, Year 2 means the **Financial Year** after Year 1, etc. References to 'weeks' in **OC2** are to calendar weeks as defined in ISO 8601.

OC2.1.4 References in **OC2** to a **Generator's** and **Interconnector Owner's** and Restoration Service Provider "best estimate" shall be that **Generator's** or **Interconnector Owner's** or Restoration Service Provider's best estimate acting as a reasonable and prudent **Generator** or **Interconnector Owner** in all the circumstances.

Commented [11]: Comment from Alastair Frew - does the Electricity System Restoration Standard need to be specifically mentioned, is it not already set out in the Transmission Licence like the other standards of security which are not specifically mentioned?

Commented [12]: Comment from Alastair Frew - does Restoration Service Providers Plant need to be added to the list must they not by default covered by the previous list? Also suggest changes "Under normal operating conditions". The envelope is defined by
1. the difference between the total generation output expected from Large Power Stations, Medium Power Stations and Demand, the operational planning margin and taking into account External Interconnections and outages on the Total System, whilst planning for the system operating in a normal condition
2. This OC2 also needs to make provision for the availability and location of Plant and Apparatus required to discharge the requirements of the Electricity System Restoration Standard following a Total System Shutdown or Partial System Shutdown in order to ensure the requirements of the Electricity System Restoration Standard can be discharged."

Commented [CA(P3)]: ...also makes provision... - DH
Response - Corrected

OC2.1.5 References to **The Company** planning the **National Electricity Transmission System** outage programme on the basis of the **Final Generation Outage Programme**, are to **The Company** -planning against the **Final Generation Outage Programme** current at the time it so plans.

OC2.1.6 Where in **OC2**, data is required to be submitted or information is to be given on a particular weekday, that data does not need to be submitted and that information does not need to be given on that day if it is not a **Business Day** or it falls within a holiday period (the occurrence and length of which shall be determined by **The Company**, in its reasonable discretion, and notified to **Users**). Instead, that data shall be submitted and/or that information shall be given on such other **Business Day** as **The Company** shall, in its reasonable discretion, determine. However, **The Company** may determine that that data and/or information need not be submitted or given at all, in which case it shall notify each **User** as appropriate.

OC2.1.7 In Scotland, it may be possible with the agreement of **The Company** to reduce the administrative burden for **Users** in producing planning information where either the output or demand is small.

OC2.1.8 In the case of **Generators and Interconnector Owners** who are also **Restoration Service Providers**, **Generators and Interconnector Owners** they need only submit the data once in respect of their **Plant and Apparatus**. **Generators and Interconnector Owners** should state in their submission if they are also **Restoration Service Providers** and for which **Plant** they have an **Anchor Restoration Contract** or **Top Up Restoration Contract**.

OC2.2 OBJECTIVE

OC2.2.1 (a) The objective of **OC2** is to seek to enable **The Company** to harmonise outages of **Power Generating Modules** (including **DC Connected Power Park Modules**), **Generating Units**, **Power Park Modules** and **External Interconnections** in order that such outages are co-ordinated (taking account of **Embedded Medium Power Stations**) between **Generators** and **Network Operators**, and that such outages are co-ordinated taking into account **National Electricity Transmission System** outages and other **System** outages, so far as possible to minimise the number and effect of constraints on the **National Electricity Transmission System** or any other **System** and ensure sufficient provisions are in place to restore the **Total System** in the event of a **Total Shutdown** or **Partial Shutdown**.

(b) In the case of **Network Operator' User Systems** directly connected to the **National Electricity Transmission System**, this means in particular that there will also need to be harmonisation of outages of **Embedded Power Generating Modules**, **Embedded Synchronous Generating Units** and **Embedded Power Park Modules**, and **National Electricity Transmission System** outages, with **Network Operators** in respect of their outages on those **Systems**. Outages of **Plant and Apparatus** of **Restoration Service Providers** and key **Plant and Apparatus** of a **Network Operator's System** associated with a **Distribution Restoration Zone Plan** also need to be co-ordinated with outages on the **National Electricity Transmission System**.

OC2.2.2 The objective of **OC2** is also to enable the provision by **The Company** of the **Surplus** for the **National Electricity Transmission System** and the means necessary to restore the **System** following a **Total System Shutdown** or **Partial System Shutdown**.

OC2.2.3 A further objective of **OC2** is to provide for the agreement for outages for **Existing Gas Cooled Reactor Plant** in certain circumstances and to enable a process to be followed in order to provide for that.

OC2.3 SCOPE

OC2.3.1 **OC2** applies to **The Company**, ~~and to~~ **Users** and **Restoration Service Providers** which in **OC2** means:

(a) **Generators**, only in respect of their **Large Power Stations** or their **Power Stations** which are directly connected to **National Electricity Transmission System** (and the term **Generator** in this **OC2** shall be construed accordingly);

(b) **Network Operators**; and

Commented [14]: Comment from Alastair Frew - OC.2.1.8 is this actually needed as surely Restoration Service Providers need to be using Plant and Apparatus which is covered by Generators or Interconnector Owners also is this not covered by OC.2.3.1(f)

Commented [CA(P5): Simplify to just say 'they'? - DH Response - Corrected

Formatted: Font: Not Bold

Commented [CA(P6): Might it help to say which submission this refers to?

Commented [CA(P7):have a Restoration Contract.

Commented [CA(P8): Delete space - DH Response - Corrected

- (c) **Non-Embedded Customers**; and
- (d) **HVDC System Owners** and **DC Converter Station** owners; and
- (e) **Interconnector Owners** in respect of their **External Interconnections**.

(f) **Restoration Service Providers** where such data has not already been provided in OC2.3.1(a), (c), (d) or (e).

OC2.3.2 **The Company** may provide to the **Relevant Transmission Licensees** any data which has been submitted to **The Company** by any **Users** in respect of **Relevant Units** pursuant to the following paragraphs of the **OC2**.

OC2.4.1.2.1

OC2.4.1.3.2 (a)

OC2.4.1.3.2 (b)

OC2.4.1.3.3

OC2.4.2.1 (a)

OC2.3.3 For the purpose of **OC2** only, the term **Output Usable** shall include the terms **Interconnector Export Capacity** and **Interconnector Import Capacity** where the term **Output Usable** is being applied to an **External Interconnection**.

OC2.4 PROCEDURE

OC2.4.1 Co-ordination of Outages

OC2.4.1.1 Under **OC2** the interaction between **The Company** and **Users** will be as follows:

- | | |
|---|--|
| (a) Each Generator, and each Interconnector Owner and The Company | In respect of outages of Power Generating Modules (including DC Connected Power Park Modules), Synchronous Generating Units , Power Park Modules and External Interconnection Circuits and in respect of outages of other Plant and/or Apparatus directly connected to the National Electricity Transmission System ; |
| (b) The Company and each Generator and each Interconnector Owner | in respect of National Electricity Transmission System outages relevant to each Generator (other than in respect of Embedded Small Power Stations or Embedded Medium Power Stations) and Interconnector Owner ; |
| (c) The Company and each Network Operator | in respect of outages of all Embedded Large Power Stations and in respect of outages of other Plant and/or Apparatus relating to such Embedded Large Power Stations ; |
| (d) The Company and each Network Operator and each Non-Embedded Customer | in respect of National Electricity Transmission System outages relevant to the particular Network Operator or Non-Embedded Customers ; |

- (e) Each **Network Operator** and each **Non-Embedded Customer** and **The Company** in respect of **User System** outages relevant to **The Company**; and in respect of **Network Operators** only, outages of the **Network Operator's User System** that may ~~impact upon~~affect:

- ~~an Offshore Transmission System~~ connected to that **Network Operator's User System**;
- That **Network Operator's** -ability to operate a **Local Joint Restoration Plan** or **Distribution Restoration Zone Plan**.

- (f) **The Company and Restoration Service Providers**

In respect only where such outage data has not already been provided in (a) to (e) above.

OC2.4.1.2 Data Provision of **Output Usable** of **Power Generating Modules, Generating Units, External Interconnection Circuits** and **Power Park Modules** and the Publication of National **Surplus**.

OC2.4.1.2.1 In the event that:

- a) a **Generator** referred to in OC2.3.1(a) experiences any unplanned change to the availability of a **Generating Unit** and/or **Power-Generating Module** and/or **Power Park Module** or makes a future plan which would impact the availability of a **Generating Unit** and/or **Power-Generating Module** and/or **Power Park Module** resulting in a change of level in the **Output Usable** of that **Generating Unit** and/or **Power-Generating Module** and/or **Power Park Module** below or above its previously notified availability, which is expected to last one **Settlement Period** or longer and up to three years ahead; or
- b) an **Interconnector Owner** referred to in OC2.3.1(e) experiences any unplanned change to the availability of an **External Interconnection Circuit** or makes a future plan which would impact the availability of an **External Interconnection Circuit** resulting in any change in the **Output Usable** of that **External Interconnection Circuit** below or above its previously notified availability, which is expected to last one **Settlement Period** or longer and up to three years ahead;or
- c) a **Restoration Service Provider** referred to in OC2.3.1(f) experiences any unplanned change to the availability of ~~a **Restoration Service Provider's** **Plant** and **Apparatus**~~ or makes a future plan which would impact the availability of ~~a **Restoration Service Provider's** **Plant** and **Apparatus**~~ resulting in a change of level in the **Output Usable** of that **Restoration Service Providers Plant** below or above its previously notified availability, which is expected to last one **Settlement Period** or longer and up to three years ahead;

The **Generator** ~~or~~ **Interconnector Owner** or **Restoration Service Provider** shall provide **The Company** with the best estimate of the revised available **Output Usable** profile using one of **The Company's** recommended platforms. ~~This data would not need to be provided by **Restoration Service Providers** where such data has already been supplied as a consequence of that data already being submitted as a **Generator** or **Interconnector Owner**.~~

For **Generators** subject to EU Transparency Regulations the **Generator** shall provide the data within 1 hour of the unplanned change in availability occurring, and for a planned change to the availability, the **Generator** shall provide the data within 1 hour of planning the availability change in line with EU Transparency Regulations. For **Generators** not subject to EU Transparency Regulations the **Generator** shall provide the data within 24 hours of the unplanned change in availability occurring, and for a planned change to the availability, the **Generator** shall provide the data within 24 hours of planning the availability change.

Commented [CA(P9)]: More specifically their part and apparatus.

...availability of their **Plant** and.... - DH Response - Corrected

Commented [CA(P10)]: Ditto - DH Response - Corrected

Commented [CA(P11)]: Unbold - DH Response - Corrected

Formatted: Font: Not Bold

Commented [CA(P12)]: ... Usable of their **Plant** and **Apparatus** below

Commented [CA(P13)]: Ful stop - DH Response - Corrected

Commented [CA(P14)]: Replace or with a comma - DH Response - Corrected

For an unplanned change in availability, the **Interconnector Owner** shall provide the data within 1 hour of the unplanned change in availability occurring, and for a planned change to the availability, the **Interconnector Owner** shall provide the data within 1 hour of planning the availability change in line with EU Transparency Regulations.

If the **Generator** referred to in OC2.3.1(a) provides information relating to multi-shaft **Generating Units** then the detail of the individual shaft availability levels, that have been summed to produce the **Output Usable** should also be defined within 24 hours.

In the case of an **External Interconnection Circuit**, the details of the individual pole-capacity levels that have been summed to produce the **Output Usable** should also be defined within 24 hours.

In the case of **Restoration Service Providers**, referred to in OC2.3.1(f), **Restoration Service Providers** which are subject to an unplanned change in availability shall provide the data within 1 hour of the unplanned change and for a planned change to the availability, the **Restoration Service Provider** shall provide the data within 1 hour of planning the availability change.

The **Company** may, as appropriate, contact each **Generator** and each **Interconnector Owner** and each **Restoration Service Provider** who has supplied information to seek clarification on their **Output Usable** submissions.

OC2.4.1.2.2 At a regular time interval, at least once per day (by 1600 hours) and up to every hour:

The **Company** will:

- (i) having taken into account the information notified to it by **Generators** and **Interconnector Owners** and **Restoration Service Providers** as provided for in OC2.3.1(f) via the process defined in OC2.4.1.2.1 and taking into account:

- (1) **Demand** forecasts and details of proposed use of **Demand Control** received under OC1, and an **Operational Planning Margin** requirement set by **The Company** (the "OPMR"),
- (2) **National Electricity Transmission System** constraints and outages,
- (3) **Network Operator System** constraints and outages, known to **The Company**, and
- (4) the **Output Usable** required, in its view, to meet daily total MW requirements,

Provide each **Generator** and each **Interconnector Owner** and each **Restoration Service Provider** as provided for in OC2.3.1(f) (where required by **The Company**) in writing with any suggested amendments to the provisional **Output Usable** supplied by the **Generator** and **Interconnector Owner** and **Restoration Service Provider** (as provided for in OC2.3.1(f)) which **The Company** believes necessary, and will advise **Generators** with **Large Power Stations** of the **Surpluses** for the **National Electricity Transmission System** and potential export limitations, which would occur without such amendments;

- (ii) calculate and submit to **BMRA**:

1. total generating **Output Usable** from **Generating Units** assumed to be available to the **Total System** (**National Output Usable**);
2. generating **Output Usable** by fuel type from **Generating Units** assumed to be available to the **Total System** (**Output Usable** by fuel type);
3. generating **Output Usable** by individual **Generating Units** assumed to be available to the **Total System** (**Output Usable** by **Generating Unit**);
4. total **Generating Plant Demand Margin** assumed to be available to the **Total System** (**National Margin**);
5. total **Generating Surplus** assumed to be available to the **Total System** (**National Surplus**);

with daily resolution, for at least the peak **Demand** of each day for 2 day-ahead to 14 day-ahead time scope, and

Commented [115]: Comment from Alastair Frew - OC.2.4.1.2.2 although Restoration service Providers has been added its not clear what happens to their data and how they are supposed to interpreted their envelope of opportunity.

Commented [CA(P16): Delete space - **DH Response - Corrected**

with weekly resolution, for at least peak **Demand** of each week for 2 week-ahead up to 3 year-ahead time scope.

The calculation under (ii) will effectively define the envelope of opportunity for outages of **Power Generating Modules** (including **DC Connected Power Park Modules**), **Synchronous Generating Units** and **Power Park Modules** covering both **Embedded** and directly connected **Large Power Stations** and **Restoration Service Providers Plant and Apparatus** (as provided for in OC2.3.1(f)) where this has not been submitted as Generator data.

The Company may, as appropriate, contact each **Generator** and each **Interconnector Owner** and **Restoration Service Provider** (as provided for in as provided for in OC2.3.1(f)) who has supplied information to seek clarification on outages and suggest amendments.

(iii) Where a **Generator** or **Interconnector Owner** or a **Network Operator** or **Restoration Service Provider** is unhappy with the suggested amendments to its provisional outage programme (in the case of a **Generator** or **Interconnector Owner** or in the case of a **Restoration Service Provider** as provided for in OC2.3.1(f)) or such potential outages (in the case of a **Network Operator**) it may contact **The Company** to explain its concerns and **The Company** and that **Generator**, **Interconnector Owner**, **Restoration Service Provider** or **Network Operator** will then discuss the problem and seek to resolve it.

(iv) The possible resolution of the problem may require **The Company** or a **User** to contact other **Generators**, **Interconnector Owners**, **Restoration Service Providers** or **Network Operators**, and joint meetings of all parties may, if any **User** feels it would be helpful, be convened by **The Company**. The need for further discussions, be they on the telephone or at meetings, can only be determined at the time.

Each **Generator** will provide **The Company** with updated **Output Usable** as per OC2.4.1 resulting from the above for **Generating Unit**, **Power Generating Module**, and **Power Part Module** outage programme covering both **Embedded** and non-**Embedded Large Power Stations**.

The Company will then consider the updated **Output Usable** and takes this into account in the next calculation and submission to **BMRA**.

OC2.4.1.2.3 **The Company** retains the right to contact **Generators** with **Large Power Stations**, **Interconnector Owners** and **Network Operators** in reference to planned outages of their assets in timescales beyond the European Requirements (3 years) up to the 5 year ahead period to assist in the operational planning of **National Electricity Transmission System** outages.

OC2.4.1.3 Planning of National Electricity Transmission System Outages

OC2.4.1.3.1 Operational Planning Phase - Planning for Financial Years 2 to 5 inclusive ahead

The Company shall plan **National Electricity Transmission System** outages required in Years 2 to 5 inclusive required as a result of construction or refurbishment works. This contrasts with the planning of **National Electricity Transmission System** outages required in Years 0 and 1 ahead, when **The Company** also takes into account **National Electricity Transmission System** outages required as a result of maintenance.

Users should bear in mind that **The Company** will ~~be planning~~ the **National Electricity Transmission System** outage programme on the basis of the previous year's **Final Generation Outage Programme** and if in the event a **Generator's**, an **Interconnector Owner's** or **Network Operator's** outages differ from those contained in the **Final Generation Outage Programme**, or in the case of **Network Operators**, those known to **The Company**, in any way conflict with the **National Electricity Transmission System** outage programme, **The Company** need not alter the **National Electricity Transmission System** outage programme.

OC2.4.1.3.2 In each calendar year:

(a) By the end of week 8

Each **Network Operator** will notify **The Company** in writing of details of proposed outages in Years 2-5 ahead in its **User System** which may affect the performance of the **Total System** (which includes but is not limited to outages of **User System Apparatus** at **Grid Supply Points** and outages which constrain the output of **Power Generating Modules** (including **DC Connected Power Park Modules**) and/or **Synchronous Generating Units** and/or **Power Park Modules Embedded** within that **User System**) and ~~and~~ outages of its Plant and Apparatus that may affect the ability to activate and / or operate a Distributed Restoration Zone Plan.

Each **Network Operator** will notify **The Company** in writing of details of proposed outages in Years 2-5 ahead in its **User System** which may affect the declared values of **Maximum Export Capacity** and/or **Maximum Import Capacity** for each **Interface Point** within its **User System** together with the **Network Operator's** revised best estimate of the **Maximum Export Capacity** and/or **Maximum Import Capacity** during such outages. **Network Operators** will also notify **The Company** of any automatic and/or manual post fault actions that it intends to utilise or plans to utilise during such outages.

(b) By the end of week 13

Each **Generator** and Restoration Service Provider (as provided for in OC2.3.1(f)) will inform **The Company** in writing of proposed outages in Years 2 - 5 ahead of **Generator or Restoration Service Provider** owned **Apparatus** (eg. busbar selectors) other than **Power Generating Modules** (including **DC Connected Power Park Modules**) and/or **Synchronous Generating Units**, and/or **Power Park Modules** and/or Restoration Service Providers Plant and Apparatus, at each **Grid Entry Point**.

The Company will provide to each **Network Operator** and to each **Generator** and each **Interconnector Owner** and each Restoration Service Provider (as provided for in OC2.3.1(f)), a copy of the information given to **The Company** under paragraph (a) above (other than the information given by that **Network Operator**). In relation to a **Network Operator**, the data must only be used by that **User** in planning and operating that **Network Operator's User System** and must not be used for any other purpose or passed on to, or used by, any other business of that **User** or to, or by, any person within any other such business or elsewhere.

(c) By the end of week 28

The Company will provide each **Network Operator** in writing with details of proposed outages in Years 2-5 ahead which may, in **The Company's** reasonable judgement, affect the performance of that **Network Operator's User System**.

(d) By the end of week 30

Where **The Company** or a **Network Operator** is unhappy with the proposed outages notified to it under (a), (b) or (c) above, as the case may be, equivalent provisions to those set out in OC2.4.1.2.1 (d) will apply.

(e) By the end of week 34

The Company will draw up a draft **National Electricity Transmission System** outage plan covering the period Years 2 to 5 ahead and **The Company** will notify each **Generator**, **Interconnector Owner**, Restoration Service Provider (as provided for in OC2.3.1(f)) and **Network Operator** in writing of those aspects of the plan which may operationally affect such **Generator** (other than those aspects which may operationally affect **Embedded Small Power Stations** or **Embedded Medium Power Stations** unless they are owned and/or operated by Restoration Service Providers), **Interconnector Owner** or **Network Operator**. **The Company** will also indicate where a need may exist to issue other operational instructions or notifications (including but not limited to the requirement for the arming of an **Operational Intertripping** scheme) or **Emergency Instructions** to **Users** in accordance with **BC2** to allow the security of the **National Electricity Transmission System** to be maintained within the **Licence Standards**.

Commented [CA(P17)]: Deete 'and' - DH Response - Corrected

Commented [CA(P18)]:to... - DH Response - Corrected

Commented [119]: Comment from Alastair Frew - OC2.4.1.3.2(b) given this is about assets at a Grid Entry Point can there be any Restoration Service Provider not already covered

Commented [CA(P20)]: In other parts of this text these words have brackets round them – consistency. - DH Response - Corrected

Commented [121]: Comment from Alastair Frew - Suggested change to OC2.4.1.3.2(e) "(other than those aspects which may operationally affect Embedded Small Power Stations or Embedded Medium Power Stations unless they are owned and/or operated by providing Restoration Services Providers),

OC2.4.1.3.3 Operational Planning Phase - Planning for Financial Year 1 ahead

Each calendar year, **The Company** shall update the draft **National Electricity Transmission System** outage plan prepared under OC2.4.1.3.2 above and shall in addition take into account outages required as a result of maintenance work.

In each calendar year:

(a) By the end of week 13

Generators, Restoration Service Providers (as provided for in OC2.3.1(f)) and Non-Embedded Customers will inform **The Company** in writing of proposed outages for Year 1 of **Generator and Restoration Service Providers** owned **Apparatus** at each **Grid Entry Point** (e.g. busbar selectors) other than **Power Generating Modules** (including **DC Connected Power Park Modules**), **Synchronous Generating Units** and/or **Power Park Modules and/or Restoration Service Providers Plant and Apparatus** or **Non-Embedded Customer** owned **Apparatus**, as the case may be, at each **Grid Supply Point**.

Commented [122]: Comment from Alastair Frew - OC.2.4.1.3.3(a) given this is about assets at a Grid Entry Point can there be any Restoration Service Provider not already covered

(b) By the end of week 28

The Company will provide each **Network Operator** and each **Non-Embedded Customer** in writing with details of proposed outages in Year 1 ahead which may, in **The Company's** reasonable judgement, affect the performance of its **User System** or the **Non-Embedded Customer Apparatus** at the **Grid Supply Point**.

(c) By the end of week 32

Each **Network Operator** will notify **The Company** in writing with details of proposed outages in Year 1 in its **User System** which may affect the performance of the **Total System** (which includes but is not limited to outages of **User System Apparatus** at **Grid Supply Points** and outages which constrain the output of **Power Generating Modules** (including **DC Connected Power Park Modules**), **Synchronous Generating Units** and/or **Power Park Modules Embedded** within that **User System**) and outages of its Plant and Apparatus that may affect the ability to activate and/or operate a Distribution Restoration Zone Plan and/or the ability to operate a Distribution Restoration Zone.

Commented [CA(P23)]: Delete this duplicated text - **DH Response - Corrected**

Each **Network Operator** will notify **The Company** in writing of details of proposed outages in Year 1 in its **User System** which may affect the declared values of **Maximum Export Capacity** and/or **Maximum Import Capacity** for each **Interface Point** within its **User System** together with the **Network Operator's** revised best estimate of the **Maximum Export Capacity** and/or **Maximum Import Capacity** during such outages. **Network Operators** will also notify **The Company** of any automatic and/or manual post fault actions that it intends to utilise or plans to utilise during such outages.

Each **Network Operator** will also notify **The Company** in writing of any revisions to **Interface Point Target Voltage/Power Factor** data submitted pursuant to PC.A.2.5.4.2.

(d) Between the end of week 32 and the end of week 34

The Company will draw up a revised **National Electricity Transmission System** outage plan (which for the avoidance of doubt includes **Transmission Apparatus** at the **Connection Points**).

(e) By the end of week 34

The Company will notify each **Generator, Interconnector Owner, Restoration Service Provider (as provided for in OC2.3.1(f)) and Network Operator**, in writing, of those aspects of the **National Electricity Transmission System** outage programme which may, in **The Company's** reasonable opinion, operationally affect that **Generator** (other than those aspects which may operationally affect **Embedded Small Power Stations** or **Embedded Medium Power Stations unless they are owned and operated by a Restoration Service Provider**), **Interconnector Owner**, or **Network Operator** including in particular proposed start dates and end dates of relevant **National Electricity Transmission System** outages.

Commented [124]: Comment from Alastair Frew - Suggested changes to OC.2.4.1.3.3(e) & (h) & OC.2.4.1.3.5(a)(ii) & (b)(iv) & (d)(ii) (other than those aspects which may operationally affect Embedded Small Power Stations or Embedded Medium Power Stations unless they are owned and/or operated by providing Restoration Services Providers),

The Company will provide to each **Network Operator** and to each **Generator** and each **Interconnector Owner** and each **Restoration Service Provider** (as provided for in [OC2.3.1\(f\)](#)) a copy of the information given to The Company under paragraph (c) above (other than the information given by that **Network Operator**). In relation to a **Network Operator**, the data must only be used by that **User** in planning and operating that **Network Operator's User System** and must not be used for any other purpose or passed on to, or used by, any other business of that **User** or to, or by, any person within any other such business or elsewhere.

(f) By the end of week 36

Where a **Generator**, **Interconnector Owner**, **Restoration Service Provider** (as provided for in [OC2.3.1\(f\)](#)) or **Network Operator** is unhappy with the proposed aspects notified to it under (e) above, equivalent provisions to those set out in OC2.4.1.2.1 (d) will apply.

- (g) Between the end of week 34 and 49

The Company will draw up a final **National Electricity Transmission System** outage plan covering Year 1.

- (h) By the end of week 49

(i) **The Company** will complete the final **National Electricity Transmission System** outage plan for Year 1. The plan for Year 1 becomes the final plan for Year 0 when by expiry of time Year 1 becomes Year 0.

(ii) **The Company** will notify each **Generator**, each **Interconnector Owner**, each Restoration Service Provider (as provided for in OC2.3.1(f)) and each **Network Operator** in writing of those aspects of the plan which may operationally affect such **Generator** (other than those aspects which may operationally affect **Embedded Small Power Stations** or **Embedded Medium Power Stations** unless they are owned and/or operated by Restoration Service Providers), **Interconnector Owner** or **Network Operator** including in particular proposed start dates and end dates of relevant **National Electricity Transmission System** outages. **The Company** will also indicate where a need may exist to issue other operational instructions or notifications (including but not limited to the requirement for the arming of an **Operational Intertripping** scheme) or **Emergency Instructions to Users** in accordance with **BC2** to allow the security of the **National Electricity Transmission System** to be maintained within the **Licence Standards**. **The Company** will also inform each relevant **Non-Embedded Customer** of the aspects of the plan which may affect it.

(iii) In addition, in relation to the final **National Electricity Transmission System** outage plan for Year 1, **The Company** will provide to each **Generator** and each **Interconnector Owner** and each Restoration Service Provider (as provided for in OC2.3.1(f)) a copy of the final **National Electricity Transmission System** outage plan for that year. OC2.4.1.3.4 contains provisions whereby updates of the final **National Electricity Transmission System** outage plan are provided. The plan and the updates will be provided in writing. It should be noted that the final **National Electricity Transmission System** outage plan for Year 1 and the updates will not give a complete understanding of how the **National Electricity Transmission System** will operate in real time, where the **National Electricity Transmission System** operation may be affected by other factors which may not be known at the time of the plan and the updates. Therefore, **Users** should place no reliance on the plan or the updates showing a set of conditions which will actually arise in real time.

- (i) Information Release Or Exchange

This paragraph (i) contains alternative requirements on **The Company**, paragraph (z) being an alternative to a combination of paragraphs (x) and (y). Paragraph (z) will only apply in relation to a particular **User** if **The Company** and that **User** agree that it should apply, in which case paragraphs (x) and (y) will not apply. In the absence of any relevant agreement between **The Company** and the **User**, **The Company** will only be required to comply with paragraphs (x) and (y).

Information Release To Each Network Operator And Non-Embedded Customer

Between the end of Week 34 and 49 **The Company** will upon written request:

- (x) for radial systems, provide each **Network Operator** and **Non Embedded Customer** with data to allow the calculation by the **Network Operator**, and each **Non Embedded Customer**, of symmetrical and asymmetrical fault levels; and
- (y) for interconnected **Systems**, provide to each **Network Operator** an equivalent network, sufficient to allow the identification of symmetrical and asymmetrical fault levels, and power flows across interconnecting **User Systems** directly connected to the **National Electricity Transmission System**; or

System Data Exchange

- (z) as part of a process to facilitate understanding of the operation of the **Total System**,

Commented [125]: Comment from Alastair Frew - Suggested changes to OC.2.4.1.3.3(e) & (h) & OC.2.4.1.3.5(a)(ii) & (b)(iv) & (d)(ii) (other than those aspects which may operationally affect Embedded Small Power Stations or Embedded Medium Power Stations unless they are **owned and/or operated by** providing Restoration Services **Providers**),

Commented [CA(P26): ...and/or... - DH Response - Corrected

- (1) **The Company** will make available to each **Network Operator**, the **National Electricity Transmission System Study Network Data Files** covering Year 1 which are of relevance to that **User's System**;
- (2) where **The Company** and a **User** have agreed to the use of data links between them, the making available will be by way of allowing the **User** access to take a copy of the **National Electricity Transmission System Study Network Data Files** once during that period. The **User** may, having taken that copy, refer to the copy as often as it wishes. Such access will be in a manner agreed by **The Company** and may be subject to separate agreements governing the manner of access. In the absence of agreement, the copy of the **National Electricity Transmission System Study Network Data Files** will be given to the **User** on a disc, or in hard copy, as determined by **The Company**;
- (3) the data contained in the **National Electricity Transmission System Study Network Data Files** represents **The Company's** view of operating conditions although the actual conditions may be different;
- (4) **The Company** will notify each **Network Operator**, as soon as reasonably practicable after it has updated the **National Electricity Transmission System Study Network Data Files** covering Year 1 that it has done so, when this update falls before the next annual update under this OC2.4.1.3.3(i). **The Company** will then make available to each **Network Operator** who has received an earlier version (and in respect of whom the agreement still exists), the updated **National Electricity Transmission System Study Network Files** covering the balance of Years 1 and 2 which remain given the passage of time, and which are of relevance to that **User's System**. The provisions of paragraphs (2) and (3) above shall apply to the making available of these updates;
- (5) the data from the **National Electricity Transmission System Study Network Data Files** received by each **Network Operator** must only be used by that **User** in planning and operating that **Network Operator's User System** and must not be used for any other purpose or passed on to, or used by, any other business of that **User** or to, or by, any person within any other such business or elsewhere.

OC2.4.1.3.4 Operational Planning Phase - Planning in Financial Year 0 down to the Programming Phase (and in the case of Load Transfer Capability, also during the Programming Phase)

- (a) The **National Electricity Transmission System** outage plan for Year 1 issued under OC2.4.1.3.3 shall become the plan for Year 0 when by expiry of time Year 1 becomes Year 0.
- (b) Each **Generator** or **Interconnector Owner** or Restoration Service Provider (as provided for in OC2.3.1(f)) or **Network Operator** or **Non-Embedded Customer** may at any time during Year 0, request **The Company** in writing for changes to the outages requested by them under OC2.4.1.3.3. In relation to that part of Year 0, excluding the period 1-7 weeks from the date of request, **The Company** shall determine whether the changes are possible and shall notify the **Generator**, **Interconnector Owner**, Restoration Service Provider (as provided for in OC2.3.1(f)), **Network Operator** or **Non-Embedded Customer** in question whether this is the case as soon as possible, and in any event within 14 days of the date of receipt by **The Company** of the written request in question.

Where **The Company** determines that any change so requested is possible and notifies the relevant **User** accordingly, **The Company** will provide to each **Network Operator**, each **Interconnector Owner**, and each **Generator and each Restoration Service Provider (as provided for in OC2.3.1(f))** a copy of the request to which **The Company** has agreed which relates to outages on **Systems of Network Operators** (other than any request made by that **Network Operator**). The information must only be used by that **Network Operator** in planning and operating that **Network Operator's User System** and must not be used for any other purpose or passed on to, or used by, any other business of that **User** or to, or by, any person within any other such business or elsewhere.

- (c) During Year 0 (including the **Programming Phase**) each **Network Operator** shall at **The Company's** request, make available to **The Company**, such details of automatic and manual load transfer capability of:
 - (i) 12MW or more (averaged over any half hour) for England and Wales
 - (ii) 10MW or more (averaged over any half hour) for Scotland
 between Grid Supply Points.

During Year 0 (including the **Programming Phase**) each **Network Operator** shall notify **The Company** of any revisions to the information provided pursuant to OC2.4.1.3.3 (c) for **Interface Points** as soon as reasonably practicable after the **Network Operator** becomes aware of the need to make such revisions.

- (d) When necessary during Year 0, **The Company** will notify each **Generator**, each **Interconnector Owner**, **each Restoration Service Provider (as provided for in OC2.3.1(f))** and **Network Operator** and each **Non-Embedded Customer**, in writing of those aspects of the **National Electricity Transmission System** outage programme in the period from the 8th week ahead to the 52nd week ahead, which may, in **The Company's** reasonable opinion, operationally affect that **Generator** (other than those aspects which may operationally affect **Embedded Small Power Stations** or **Embedded Medium Power Stations unless they are owned and/or operated by Restoration Service Providers**) **Interconnector Owner** or **Network Operator** or **Non-Embedded Customer** including in particular proposed start dates and end dates of relevant **National Electricity Transmission System** outages.

The Company will also notify changes to information supplied by **The Company** pursuant to OC2.4.1.3.3(i)(x) and (y) except where in relation to a **User** information was supplied pursuant to OC2.4.1.3.3(i)(z). In that case:-

- (i) **The Company** will, by way of update of the information supplied by it pursuant to OC2.4.1.3.3(i)(z), make available at the first time in Year 0 that it updates the **National Electricity Transmission System Study Network Data Files** in respect of Year 0 (such update being an update on what was shown in respect of Year 1 which has then become Year 0) to each **Network Operator** who has received an earlier version under OC2.4.1.3.3(i)(z) (and in respect of whom the agreement still exists), the **National Electricity Transmission System Study Network Data Files** covering Year 0 which are of relevance to that **User's System**.
- (ii) **The Company** will notify each relevant **Network Operator**, as soon as reasonably practicable after it has updated the **National Electricity Transmission System Study Network Data Files** covering Year 0, that it has done so. **The Company** will then make available to each such **Network Operator**, the updated **National Electricity Transmission System Study Network Data Files** covering the balance of Year 0 which remains given the passage of time, and which are of relevance to that **User's System**.
- (iii) The provisions of OC2.4.1.3.3(i)(z)(2), (3) and (5) shall apply to the provision of data under this part of OC2.4.1.3.4(d) as if set out in full.

The Company will also indicate where a need may exist to issue other operational instructions or notifications (including but not limited to the requirement for the arming of an **Operational Intertripping** scheme) or **Emergency Instructions to Users** in accordance with **BC2** to allow the security of the **National Electricity Transmission System** to be maintained within the **Licence Standards** except in the case of a **Total Shutdown** or **Partial Shutdown** as provided for in **OC9 4.3**.

- (e) In addition, by the end of each month during Year 0, **The Company** will provide to each **Generator** and each **Interconnector Owner** and each **Restoration Service Provider** (as provided for in **OC2.3.1(f)**) a notice containing any revisions to the final **National Electricity Transmission System** outage plan for Year 1, provided to the **Generator** or the **Interconnector Owner** or **Restoration Service Provider** (as provided for in **OC2.3.1(f)**) under OC2.4.1.3.3 or previously under this provision, whichever is the more recent.

OC2.4.1.3.5 Programming Phase

(a) By 1600 hours each Thursday

- (i) **The Company** shall continue to update a preliminary **National Electricity Transmission System** outage programme for the eighth week ahead, a provisional **National Electricity Transmission System** outage programme for the next week ahead and a final day ahead **National Electricity Transmission System** outage programme for the following day.

- (ii) **The Company** will notify each **Generator**, **Interconnector Owner**, **Restoration Service Provider (as provided for in OC2.3.1(f))** and **Network Operator** and each **Non-Embedded Customer**, in writing of those aspects of the preliminary **National Electricity Transmission System** outage programme which may operationally affect each **Generator** (other than those aspects which may operationally affect **Embedded Small Power Stations** or **Embedded Medium Power Stations unless they are owned and/or operated by a Restoration Service Provider**) or **Interconnector Owner** or **Network Operator** and each **Non-Embedded Customer** including in particular proposed start dates and end dates of relevant **National Electricity Transmission System** outages.

The Company will also notify changes to information supplied by **The Company** pursuant to OC2.4.1.3.3(i)(x) and (y) except where in relation to a **User** information was supplied pursuant to OC2.4.1.3.3(i)(z). In that case:

- (1) **The Company** will, by way of update of the information supplied by it pursuant to OC2.4.1.3.3(i)(z), make available the **National Electricity Transmission System Study Network Data Files** for the next week ahead and
- (2) **The Company** will notify each relevant **Network Operator**, as soon as reasonably practicable after it has updated the **National Electricity Transmission System Study Network Data Files** covering the next week ahead that it has done so, and
- (3) The provisions of OC2.4.1.3.3(i)(z)(2), (3) and (5) shall apply to the provision of data under this part of OC2.4.1.3.5(a)(ii) as if set out in full.

The Company may make available, the **National Electricity Transmission System Study Network Data Files** for the next week ahead where **The Company** and a particular **User** agree, and in such case the provisions of OC2.4.1.1.3.3(i)(x) and (y) and the provisions of OC2.4.1.3.4(d) and OC2.4.1.3.5(a) which relate to OC2.4.1.1.3.3(i)(x) and (y) shall not apply. In such case, the provisions of this OC2.4.1.3.5(a)(ii) 2 and 3 shall apply to the provision of the data under this part of OC2.4.1.3.5(a)(ii) as if set out in full.

The Company will also indicate where a need may exist to arm an **Operational Intertripping** scheme, emergency switching, emergency **Demand** management or other measures including the issuing of other operational instructions or notifications or **Emergency Instructions** to **Users** in accordance with **BC2** to allow the security of the **National Electricity Transmission System** to be maintained within the **Licence Standards**.

(b) By 1000 hours each Friday

Generators, **Interconnector Owners**, **Restoration Service Provider (as provided for in OC2.3.1(f))** and **Network Operators** will discuss with **The Company** and confirm in writing to **The Company**, acceptance or otherwise of the requirements detailed under OC2.4.1.3.5.

Network Operators shall confirm for the following week:

- (i) the details of any outages of its **User System** that will restrict the **Maximum Export Capacity** and/or **Maximum Import Capacity** at any **Interface Points** within its **User System** for the following week; and

Commented [127]: Comment from Alastair Frew - Suggested changes to OC2.4.1.3.3(e) & (h) & OC2.4.1.3.5(a)(ii) & (b)(iv) & (d)(ii) (other than those aspects which may operationally affect Embedded Small Power Stations or Embedded Medium Power Stations unless they are owned and/or operated by providing Restoration Services Providers),

- (ii) any changes to the previously declared values of the **Interface Point Target Voltage/Power Factor**.

(c) By 1600 hours each Friday

- (i) **The Company** shall finalise the preliminary **National Electricity Transmission System** outage programme up to the seventh week ahead. **The Company** will endeavour to give as much notice as possible to a **Generator** with nuclear **Large Power Stations** which may be operationally affected by an outage which is to be included in such programme.
- (ii) **The Company** shall finalise the provisional **National Electricity Transmission System** outage programme for the next week ahead.
- (iii) **The Company** shall finalise the **National Electricity Transmission System** outage programme for the weekend through to the next normal working day.
- (iv) In each case, **The Company** will indicate the factors set out in (a)(ii) above (other than those aspects which may operationally affect **Embedded Small Power Stations** or **Embedded Medium Power Stations** unless they are owned and/or operated by a Restoration Service Provider) to the relevant **Generators** and **Restoration Service Providers** (as provided for in OC2.3.1(f)) and **Network Operators** and **Non-Embedded Customers**.
- (v) Where a **Generator** with nuclear **Large Power Stations** which may be operationally affected by the preliminary **National Electricity Transmission System** outage programme referred to in (i) above (acting as a reasonable operator) is concerned on grounds relating to safety about the effect which an outage within such outage programme might have on one or more of its nuclear **Large Power Stations**, it may contact **The Company** to explain its concerns and discuss whether there is an alternative way of taking that outage (having regard to technical feasibility). If there is such an alternative way, but **The Company** refuses to adopt that alternative way in taking that outage, that **Generator** may involve the **Disputes Resolution Procedure** to decide on the way the outage should be taken. If there is no such alternative way, then **The Company** may take the outage despite that **Generator's** concerns.

(d) By 1600 hours each Monday, Tuesday, Wednesday and Thursday

- (i) **The Company** shall prepare a final **National Electricity Transmission System** outage programme for the following day.
- (ii) **The Company** shall notify each **Generator** and each Restoration Service Provider (as provided for in OC2.3.1(f)) and **Network Operator** and **Non-Embedded Customer** in writing of the factors set out in (a)(ii) above (other than those aspects which may operationally affect **Embedded Small Power Stations** or **Embedded Medium Power Stations** unless they are owned and/or operated by a Restoration Service Provider).

Commented [CA(P28)]: ...and/or... - DH Response - Corrected

Commented [129]: Comment from Alastair Frew - Suggested changes to OC.2.4.1.3.3(e) & (h) & OC.2.4.1.3.5(a)(ii) & (b)(iv) & (d)(ii) (other than those aspects which may operationally affect Embedded Small Power Stations or Embedded Medium Power Stations unless they are owned and/or operated by providing Restoration Services Providers),

Commented [CA(P30)]: ...and/or... DH Response - Corrected

OC2.4.2 DATA REQUIREMENTS

OC2.4.2.1 When a **Statement of Readiness** under the **Bilateral Agreement** and/or **Construction Agreement** is submitted, and thereafter in calendar week 24 in each calendar year,

(a) each **Generator** shall (subject to OC2.4.2.1(k)) in respect of each of its:-

- (i) **Gensets** (in the case of the **Generation Planning Parameters**); and
- (ii) **CCGT Units** within each of its **CCGT Modules** at a **Large Power Station** (in the case of the **Generator Performance Chart**)
- (iii) **Generating Units** within each of its **Synchronous Power Generating Modules** at a **Large Power Station** (in the case of the **Power-Generating Module Performance Chart** and **Synchronous Generating Unit Performance Chart**)

submit to **The Company** in writing the **Generation Planning Parameters** and the **Generator Performance Charts** as required.

- (b) Each shall meet the requirements of CC.6.3.2 or ECC.6.3.2 (as applicable) and shall reasonably reflect the true operating characteristics of the **Genset**.
- (c) They shall be applied (unless revised under this **OC2** or (in the case of the **Generator Performance Chart** only) **BC1** in relation to **Other Relevant Data**) from the **Completion Date**, in the case of the ones submitted with the **Statement of Readiness**, and in the case of the ones submitted in calendar week 24, from the beginning of week 25 onwards.
- (d) They shall be in the format indicated in Appendix 1 for these charts and as set out in Appendix 2 for the **Generation Planning Parameters**.
- (e) Any changes to the **Generator Performance Chart** or **Generation Planning Parameters** should be notified to **The Company** promptly.
- (f) **Generators** should note that amendments to the composition of the **Power Generating Module**, **CCGT Module** or **Power Park Module** at **Large Power Stations** may only be made in accordance with the principles set out in PC.A.3.2.3 or PC.A.3.2.4 respectively. If in accordance with PC.A.3.2.3 or PC.A.3.2.4 an amendment is made, any consequential changes to the **Generation Planning Parameters** should be notified to **The Company** promptly.
- (g) **The Generator Performance Chart** must be as described below and demonstrate the limitation on reactive capability of the **System** voltage at 3% above nominal. It must also include any limitations on output due to the prime mover (both maximum and minimum), **Generating Unit** step up transformer or **User System**.
 - (i) For a **Synchronous Generating Unit** on a **Generating Unit** specific basis at the **Generating Unit** stator terminals. It must include details of the **Generating Unit** transformer parameters.
 - (ii) For a **Non-Synchronous Generating Unit** (excluding a **Power Park Unit**) on a **Generating Unit** specific basis at the **Grid Entry Point** (or **User System Entry Point** if Embedded).
 - (iii) For a **Power Park Module**, on a **Power Park Module** specific basis at the **Grid Entry Point** (or **User System Entry Point** if Embedded).
 - (iv) For a **DC Converter** on a **DC Converter** specific basis at the **Grid Entry Point** (or **User System Entry Point** if Embedded).
 - (v) For a **Synchronous Generating Unit** within a **Synchronous Power Generating Module**, both the **Power-Generating Module Performance Chart** and **Synchronous Generating Unit Performance Chart** should be provided.
- (h) For each **CCGT Unit**, and any other **Generating Unit** or **Power Park Module** or **Power Generating Module** whose performance varies significantly with ambient temperature, the **Generator Performance Chart** (including the **Power-Generating Module Performance Chart** and **Synchronous Generating Unit Performance Chart** in the case of **Synchronous Power Generating Modules**) shall show curves for at least two values of ambient temperature so that **The Company** can assess the variation in performance over all likely ambient temperatures by a process of linear interpolation or extrapolation. One of these curves shall be for the ambient temperature at which the **Generating Unit's** output, or **CCGT Module** or **Power-Generating Module** at a **Large Power Station** output or **Power Park Module's** output, as appropriate, equals its **Registered Capacity**.
- (i) The **Generation Planning Parameters** supplied under OC2.4.2.1 shall be used by **The Company** for operational planning purposes only and not in connection with the operation of the **Balancing Mechanism** (subject as otherwise permitted in the **BC**).

- (j) Each **Generator** shall in respect of each of its **Synchronous Power Generating Modules** or **CCGT Modules** (including those which are part of a **Synchronous Power Generating Module**) at **Large Power Stations** submit to **The Company** in writing a **CCGT Module Planning Matrix** and/or a **Synchronous Power-Generating Module Planning Matrix**. It shall be prepared on a best estimate basis relating to how it is anticipated the **Synchronous Power-Generating Module** or **CCGT Module** will be running and which shall reasonably reflect the true operating characteristics of the **Power-Generating Module** or **CCGT Module**. It will be applied (unless revised under this OC2) from the **Completion Date**, in the case of the one submitted with the **Statement of Readiness**, and in the case of the one submitted in calendar week 24, from the beginning of week 31 onwards. It must show the combination of **CCGT Units** or **Synchronous Power Generating Units** which would be running in relation to any given MW output, in the format indicated in Appendix 3.

Any changes must be notified to **The Company** promptly. **Generators** should note that amendments to the composition of the **CCGT Module** or **Synchronous Power-Generating Module** at **Large Power Stations** may only be made in accordance with the principles set out in PC.A.3.2.3. If in accordance with PC.A.3.2.3 an amendment is made, an updated **CCGT Module Planning Matrix** or **Synchronous Power-Generating Module Planning Matrix** must be immediately submitted to **The Company** in accordance with this OC2.4.2.1(b).

The **CCGT Module Planning Matrix** or **Synchronous Power-Generating Module Planning Matrix** will be used by **The Company** for operational planning purposes only and not in connection with the operation of the **Balancing Mechanism**.

- (k) Each **Generator** shall in respect of each of its **Cascade Hydro Schemes** also submit the **Generation Planning Parameters** detailed at OC2.A.2.6 to OC2.A.2.10 for each **Cascade Hydro Scheme**. Such parameters need not also be submitted for the individual **Gensets** within such **Cascade Hydro Scheme**.
- (l) Each **Generator** shall in respect of each of its **Power Park Modules** at **Large Power Stations** submit to **The Company** in writing a **Power Park Module Planning Matrix**. It shall be prepared on a best estimate basis relating to how it is anticipated the **Power Park Module** will be running and which shall reasonably reflect the operating characteristics of the **Power Park Module** and the **BM Unit** of which it forms part. It will be applied (unless revised under this OC2) from the **Completion Date**, in the case of the one submitted with the **Statement of Readiness**, and in the case of the one submitted in calendar week 24, from the beginning of week 31 onwards. It must show the number of each type of **Power Park Unit** in the **Power Park Module** typically expected to be available to generate and the **BM Unit** of which it forms part, in the format indicated in Appendix 4. The **Power Park Module Planning Matrix** shall be accompanied by a graph showing the variation in MW output with **Intermittent Power Source** (e.g. MW vs wind speed) for the **Power Park Module**. The graph shall indicate the typical value of the **Intermittent Power Source** for the **Power Park Module**.

Any changes must be notified to **The Company** promptly. **Generators** should note that amendments to the composition of the **Power Park Module** at **Large Power Stations** may only be made in accordance with the principles set out in PC.A.3.2.4. If in accordance with PC.A.3.2.4 an amendment is made, an updated **Power Park Module Planning Matrix** must be immediately submitted to **The Company** in accordance with this OC2.4.2.1(a).

The **Power Park Module Planning Matrix** will be used by **The Company** for operational planning purposes only and not in connection with the operation of the **Balancing Mechanism**.

(m) For each **Synchronous Generating Unit** (including **Synchronous Generating Units** within a **Power Generating Module**) where the **Generator** intends to adjust the **Generating Unit** terminal voltage in response to a MVar output Instruction or a Target Voltage Level instruction in accordance with BC2.A.2.6 the **Generator Performance Chart** including the **Synchronous Generating Unit Performance Chart** shall show curves corresponding to the **Generating Unit** terminal voltage being controlled to its rated value and to its maximum value.

(n) In the case of Restoration Service Providers, it would expected that the above data would be provided where that Restoration Service Provider is a Generator and bound by the requirements of OC2.4.2.1 (a) – (m).

OC2.4.2.2 Each **Network Operator** shall by 1000 hrs on the day falling seven days before each **Operational Day** inform **The Company** in writing of any changes to the circuit details called for in PC.A.2.2.1 which it is anticipated will apply on that **Operational Day** (under **BC1** revisions can be made to this data). This requirement shall also apply to circuits associated with a **Distributed Restoration Zone Plan**.

OC2.4.2.3 Under **Retained EU Law** (Commission Regulation (EU) 543/2013), **Users** are required to submit certain data to the **Data Publisher** for publication. **The Company** is required to facilitate the collection, verification and processing of data from **Users** for onward transmission to the **Data Publisher**.

Each **Generator** and **Restoration Service Provider** (as provided for in OC2.3.1(f)) and each **Non-Embedded Customer** connected to or using the **National Electricity Transmission System** shall provide **The Company** with such information as required by and set out in **DRC Schedule 6** (Users' Outage Data **EU Transparency Availability Data**) in the timescales detailed therein.

OC2.4.3 NEGATIVE RESERVE ACTIVE POWER MARGINS

OC2.4.3.1 At a regular time interval, at least once each day (by 1600 hours) and up to every hour **The Company** will, taking into account the **Generation Outage Programme** and forecast of **Output Usable** supplied by each **Generator** and by each **Interconnector Owner** defined in OC2.4.1.2.1 and forecast **Demand** for the minimum **Demand** period, calculate and publish:-

- (1) the level of the **System NRAPM** each day within the period 2 to 14 days ahead (inclusive) and for each week the level of risk of **System NRAPM** within the 2-52 week ahead period; and
- (2) the level of the **Localised NRAPM** (currently for the main constraint between England and Scotland only) for each day within the period 2 to 14 days ahead (inclusive) having taken into account the appropriate limit on transfers to and from the **System Constraint Group** and for each week the level of risk of **Localised NRAPM** within the 2-52 week ahead period.

Outages Adjustments

- (a) Under the necessary circumstances **The Company** will then contact **Generators** in respect of their **Large Power Stations** and **Interconnector Owners** to discuss outages as set out in the following paragraphs of this OC2.4.3.1.
- (b) **The Company** will contact all **Generators** and **Interconnector Owners** in the case of low **System NRAPM** and will contact **Generators** in relation to relevant **Large Power Stations** and **Interconnector Owners** in the case of low **Localised NRAPM**. **The Company** will raise with each **Generator** and **Interconnector Owner** the problems it is anticipating due to the low **System NRAPM** or **Localised NRAPM** and will discuss:
 - (1) whether any change is possible to the estimate of **Genset** inflexibility; and
 - (2) whether **Genset** or **External Interconnection** outages can be taken to coincide with the periods of low **System NRAPM** or **Localised NRAPM** (as the case may be).

Commented [131]: Comment from Alastair Frew - OC.2.4.1.3.5(n) not sure what this is trying to do it seems to say that the parties who are already providing the data also need to do it again.

Commented [CA(P32)]: Still confused by this. I get that the if the RSP is a 'Generator' as defined they will need to provide this information under (a) to (m) in their role as a Generator, but where the generator is just a RSP, shouldn't (n) require them to provide the data required under (a) to (m)?

In relation to **Generators** with nuclear **Large Power Stations** the discussions on outages can include the issue of whether outages can be taken for re-fuelling purposes to coincide with the relevant low **System NRAPM** and/or **Localised NRAPM** periods.

- (c) If agreement is reached with a **Generator** or an **Interconnector Owner**, then such **Generator** or **Interconnector Owner** will take such outage, as agreed with **The Company**, and the **Generator** or an **Interconnector Owner** will issue updates to its **Output Usable** via the data provision process defined in OC2.4.1.2.1 and **The Company** will process the updated data which will then be included in the next published update of the **System NRAPM** and/or **Localised NRAPM**.
- (d) If on the day prior to an **Operational Day**, it is apparent from the **BM Unit Data** submitted by **Users** under **BC1** that **System NRAPM** and/or **Localised NRAPM** (as the case may be) is, in **The Company's** reasonable opinion, too low, then in accordance with the procedures and requirements set out in BC1.5.5 **The Company** may contact **Users** to discuss whether changes to **Physical Notifications** are possible, and if they are, will reflect those in the operational plans for the next following **Operational Day** or will, in accordance with BC2.9.4 instruct **Generators** to **De-Synchronise** a specified **Genset** for such period. In determining which **Genset** to so instruct, **BC2** provides that **The Company** will not (other than as referred to below) consider in such determination (and accordingly shall not instruct to **De-Synchronise**) any **Genset** within an **Existing Gas Cooled Reactor Plant**. **BC2** further provides that:-
 - (i) **The Company** is permitted to instruct to **De-Synchronise** any **Gensets** within an **Existing AGR Plant** if those **Gensets** within an **Existing AGR Plant** have failed to offer to be flexible for the relevant instance at the request of **The Company** provided the request is within the **Existing AGR Plant Flexibility Limit**.
 - (ii) **The Company** will only instruct to **De-Synchronise** any **Gensets** within an **Existing Magnox Reactor Plant** or within an **Existing AGR Plant** (other than under (i) above) if the level of **System NRAPM** (taken together with **System** constraints) and/or **Localised NRAPM** is such that it is not possible to avoid **De-Synchronising** such **Generating Unit** or **Power Generating Module**, and provided the power flow across each **External Interconnection** is either at zero or results in an export of power from the **Total System**. This proviso applies in all cases in the case of **System NRAPM** and in the case of **Localised NRAPM**, only when the power flow would have a relevant effect.

OC2.4.4 FREQUENCY SENSITIVE OPERATION

By 1600 hours each Wednesday

- OC2.4.4.1 Using such information as **The Company** shall consider relevant including, if appropriate, forecast **Demand**, any estimates provided by **Generators** of **Genset** inflexibility and anticipated plant mix relating to operation in **Frequency Sensitive Mode**, **The Company** shall determine for the period 2 to 7 weeks ahead (inclusive) whether it is possible that there will be insufficient **Gensets** (other than those **Gensets** within **Existing Gas Cooled Reactor Plant** which are permitted to operate in **Limited Frequency Sensitive Mode** at all times under BC3.5.3) to operate in **Frequency Sensitive Mode** for all or any part of that period.
- OC2.4.4.2 BC3.5.3 explains that **The Company** permits **Existing Gas Cooled Reactor Plant** other than **Frequency Sensitive AGR Units** to operate in a **Limited Frequency Sensitive Mode** at all times.

- OC2.4.4.3 If **The Company** foresees that there will be an insufficiency in **Gensets** operating in a **Frequency Sensitive Mode**, it will contact **Generators** in order to seek to agree (as soon as reasonably practicable) that all or some of the **Gensets** (the MW amount being determined by **The Company** but the **Gensets** involved being determined by the **Generator**) will take outages to coincide with such period as **The Company** shall specify to enable replacement by other **Gensets** which can operate in a **Frequency Sensitive Mode**. If agreement is reached (which unlike the remainder of **OC2** will constitute a binding agreement) then such **Generator** will take such outage as agreed with **The Company**. If agreement is not reached, then the provisions of BC2.9.5 may apply.
- OC2.4.5 If in **The Company** 's reasonable opinion it is necessary for both the procedure set out in OC2.4.3 (relating to **System NRAPM** and **Localised NRAPM**) and in OC2.4.4 (relating to operation in **Frequency Sensitive Mode**) to be followed in any given situation, the procedure set out in OC2.4.3 will be followed first, and then the procedure set out in OC2.4.4. For the avoidance of doubt, nothing in this paragraph shall prevent either procedure from being followed separately and independently of the other.
- OC2.4.6 OPERATING MARGIN DATA REQUIREMENTS
- OC2.4.6.1 Modifications to relay settings
- 'Relay settings' in this OC2.4.6.1 refers to the settings of **Low Frequency Relays** in respect of **Gensets** that are available for start from standby by **Low Frequency Relay** initiation with **Fast Start Capability** agreed pursuant to the **Bilateral Agreement**.
- By 1600 hours each Wednesday
- A change in relay settings will be sent by **The Company** no later than 1600 hours on a Wednesday to apply from 1000 hours on the Monday following. The settings allocated to particular **Large Power Stations** may be interchanged between 49.70Hz and 49.60Hz (or such other **System Frequencies** as **The Company** may have specified) provided the overall capacity at each setting and **System** requirements can, in **The Company** 's view, be met.
- Between 1600 hours each Wednesday and 1200 hours each Friday
- If a **Generator** wishes to discuss or interchange settings it should contact **The Company** by 1200 hours on the Friday prior to the Monday on which it would like to institute the changes to seek **The Company** 's agreement. If **The Company** agrees, **The Company** will then send confirmation of the agreed new settings.
- By 1500 hours each Friday
- If any alterations to relay settings have been agreed, then the updated version of the current relay settings will be sent to affected **Users** by 1500 hours on the Friday prior to the Monday on which the changes will take effect. Once accepted, each **Generator** (if that **Large Power Station** is not subject to forced outage or **Planned Outage**) will abide by the terms of its latest relay settings.
- In addition, **The Company** will take account of any **Large Power Station** unavailability (as notified under OC2.4.1.2 submissions) in its total **Operating Reserve** policy.
- The Company** may from time to time, for confirmation purposes only, issue the latest version of the current relay settings to each affected **Generator**
- OC2.4.6.2 Operational Planning Margin Requirements (OPMR)
- At a regular time interval, at least once each day (by 1600 hours) and up to every hour
- The Company** will provide an indication of the level of **Operating Reserve** to be utilised by **The Company** in connection with the operation of the **Balancing Mechanism** covering a 2-14 day ahead period (with a daily peak demand resolution) and the 2-52 week resolution (with a weekly resolution focusing on the peak demand of the week). This level shall be purely indicative.

This **Operational Planning Margin** requirements indication will also note the possible level of **High Frequency Response** to be utilised by **The Company** in connection with the operation of the **Balancing Mechanism** in the week beginning with the **Operational Day** commencing during the subsequent Monday, which level shall be purely indicative.



OC2.4.7 In the event that:

- a) a **Non-Embedded Customer** experiences the planned unavailability of its **Apparatus** resulting in the reduction of Demand of 100MW or more, or a change to the planned unavailability of its **Apparatus** resulting in a change in Demand of 100MW or more, for one Settlement Period or longer; or
- b) a **Non-Embedded Customer** experiences a change in the actual availability of its **Apparatus** resulting in a change in Demand of 100MW or greater; or
- c) a **Generator** experiences a planned unavailability of a **Generating Unit** and/or **Power-Generating Module** resulting in a change of 100MW or more in the **Output Usable** of that **Generating Unit** and/or **Power-Generating Module** below its previously notified availability, which is expected to last one **Settlement Period** or longer and up to three years ahead; or
- d) a **Generator** experiences a change of 100MW or more in the Maximum Export Limit of a **Generating Unit** which is expected to last one **Settlement Period** or longer; or
- e) a **Generator** experiences a planned unavailability resulting in a change of 100MW or more in its aggregated **Output Usable** below its previously notified availability for a **Power Station** with a **Registered Capacity** of 200MW or more and which is expected to last one **Settlement Period** or longer and up to three years ahead, save where data has been provided pursuant to OC.2.4.7(c) above; or
- f) a **Generator** experiences a change of 100MW or more in the aggregated Maximum Export Limit of a **Power Station** with a **Registered Capacity** of 200MW or more, which is expected to last one **Settlement Period** or longer, save where data has been provided pursuant to OC.2.4.7(d) above;

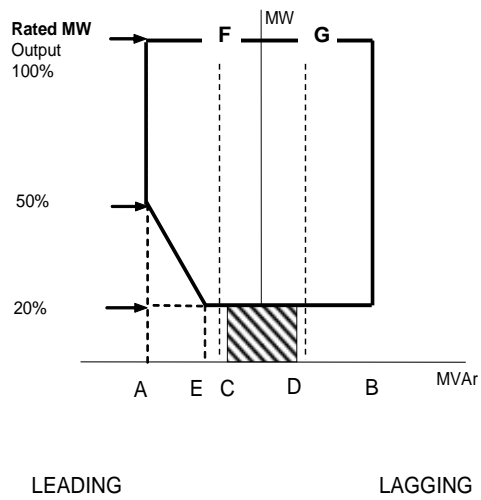
such **Non-Embedded Customer** or **Generator** shall provide **The Company** with the **EU Transparency Availability Data** in accordance with **DRC** Schedule 6 (Users' Outage Data) using **MODIS** and, with reference to points OC2.4.7(a) to (f), **Retained EU Law** (Commission Regulation (EU) 543/2013) articles 7.1(a), 7.1(b), 15.1(a), 15.1(b), 15.1(c) and 15.1(d).

OC2.4.8 **The Company** will for each day publish the actual largest secured loss of generation (i.e. the loss of generation against which, as a requirement of the Licence Standards, the **National Electricity Transmission System** must be secured) or loss of import from **External Interconnections** for each settlement period on **The Company's** website.

APPENDIX 1 - PERFORMANCE CHART EXAMPLES



POWER PARK MODULE PERFORMANCE CHART AT THE CONNECTION POINT OR USER'S SYSTEM ENTRY POINT



- Point A is equivalent (in MVar) to: 0.95 leading **Power Factor** at **Rated MW** output
- Point B is equivalent (in MVar) to: 0.95 lagging **Power Factor** at **Rated MW** output
- Point C is equivalent (in MVar) to: -5% of **Rated MW** output
- Point D is equivalent (in MVar) to: +5% of **Rated MW** output
- Point E is equivalent (in MVar) to: -12% of **Rated MW** output
- Line F is equivalent (in MVar) to: Leading **Power Factor Reactive Despatch Network Restriction**
- Line G is equivalent (in MVar) to: Lagging **Power Factor Reactive Despatch Network Restriction**

☐

Where a **Reactive Despatch Network Restriction** is in place which requires following of local voltage conditions, alternatively to Line F and G, please check this box.

APPENDIX 2 - GENERATION PLANNING PARAMETERS

OC2.A.2 Generation Planning Parameters

The following parameters are required in respect of each **Genset**.

OC2.A.2.1 Regime Unavailability

Where applicable the following information must be recorded for each **Genset**.

- Earliest synchronising time:
 - Monday
 - Tuesday to Friday
 - Saturday to Sunday
- Latest de-synchronising time:
 - Monday to Thursday
 - Friday
 - Saturday to Sunday

OC2.A.2.2 Synchronising Intervals

- (a) The synchronising interval between **Gensets** in a **Synchronising Group** assuming all **Gensets** have been **Shutdown** for 48 hours;
- (b) The **Synchronising Group** within the **Power Station** to which each **Genset** should be allocated.

OC2.A.2.3 De-Synchronising Interval

A fixed value **De-Synchronising** interval between **Gensets** within a **Synchronising Group**.

OC2.A.2.4 Synchronising Generation

The amount of MW produced at the moment of **Synchronising** assuming the **Genset** has been **Shutdown** for 48 hours.

OC2.A.2.5 Minimum Non-zero time (MNZT)

The minimum period on-load between **Synchronising** and **De-Synchronising** assuming the **Genset** has been **Shutdown** for 48 hours.

OC2.A.2.6 Run-Up rates

A run-up characteristic consisting of up to three stages from **Synchronising Generation** to **Output Usable** with up to two intervening break points assuming the **Genset** has been **Shutdown** for 48 hours.

OC2.A.2.7 Run-down rates

A run down characteristic consisting of up to three stages from **Output Usable** to **De-Synchronising** with breakpoints at up to two intermediate load levels.

OC2.A.2.8 Notice to Deviate from Zero (NDZ)

The period of time normally required to **Synchronise** a **Genset** following instruction from **The Company** assuming the **Genset** has been **Shutdown** for 48 hours.

OC2.A.2.9 Minimum Zero time (MZT)

The minimum interval between **De-Synchronising** and **Synchronising** a **Genset**.

OC2.A.2.10 Not used.

OC2.A.2.11 Gas Turbine Units loading parameters

- Loading rate for fast starting
- Loading rate for slow starting

APPENDIX 3 - CCGT MODULE PLANNING MATRIX

CCGT Module Planning Matrix Example Form

CCGT MODULE OUTPUT USABLE MW	CCGT GENERATING UNITS AVAILABLE								
	1st GT	2nd GT	3rd GT	4th GT	5th GT	6th GT	1st ST	2nd ST	3rd ST
	OUTPUT USABLE								
	150	150	150				100		
0MW to 150MW	/								
151MW to 250MW	/						/		
251MW to 300MW	/	/							
301MW to 400MW	/	/					/		
401MW to 450MW	/	/	/						
451MW to 550MW	/	/	/				/		

APPENDIX 4 - POWER PARK MODULE PLANNING MATRIX

Power Park Module Planning Matrix Example Form

BM Unit Name				
Power Park Module [unique identifier]				
POWER PARK UNIT AVAILABILITY	POWER PARK UNITS			
	Type A	Type B	Type C	Type D
Description (Make/Model)				
Number of units				
Power Park Module [unique identifier]				
POWER PARK UNIT AVAILABILITY	POWER PARK UNITS			
	Type A	Type B	Type C	Type D
Description (Make/Model)				
Number of units				

The **Power Park Module Planning Matrix** may have as many columns as are required to provide information on the different make and model for each type of **Power Park Unit** in a **Power Park Module** and as many rows as are required to provide information on the **Power Park Modules** within each **BM Unit**. The description is required to assist identification of the **Power Park Units** within the **Power Park Module** and correlation with data provided under the **Planning Code**.

APPENDIX 5 – SYNCHRONOUS POWER GENERATING MODULE PLANNING MATRIX

Synchronous Power Generating Module Planning Matrix Example Form

SYNCHRONOUS POWER GENERATING MODULE	SYNCHRONOUS POWER GENERATING UNITS AVAILABLE								
	1st GT	2nd GT	3rd GT	4th GT	5th GT	6th GT	1st ST	2nd ST	3rd ST
	OUTPUT USABLE								
	150	150	150				100		
OUTPUT USABLE									
MW									
0MW to 150MW	/								
151MW to 250MW	/						/		
251MW to 300MW	/	/							
301MW to 400MW	/	/					/		
401MW to 450MW	/	/	/						
451MW to 550MW	/	/	/				/		

< END OF OPERATING CODE NO. 2 >

